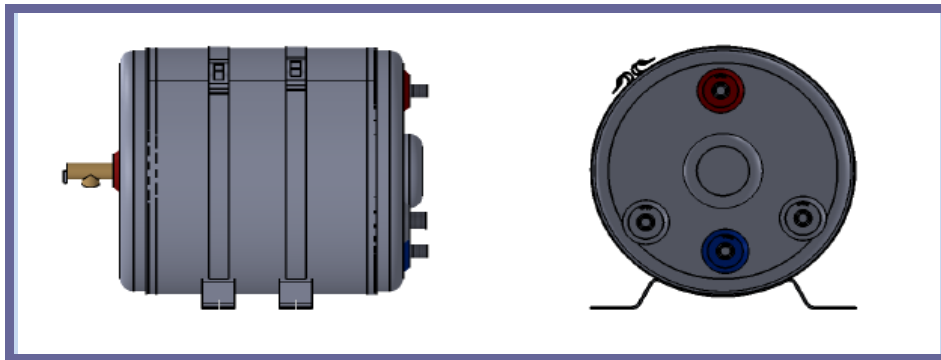




DTB-MP SERIE



MARINE BOILER

- Variable fitting options:
- 30 – 40 – 50 – 60 – 80 liter capacity range
- Max. Working Pressure 600 kPa; test pressure 1200 kPa
- Wall Mounted or Floor Mounted
- Tank mounting brackets
- (30–80) °C scaled adjustable thermostat
55°C factory default setting (20 A)
(Made in Italy / Thermowatt)
- 800 – 1200 – 1500 – 2000 Watt 220V / 50-60Hz
Heating Element (Made in Italy / Thermowatt)
- Special Gasket System And Special Sleeve System
No need for Cotton / Teflon
- CFC Free Polyurethane insulation
- Heat Exchanger with wide exchange surface
- Mg Anode Cathodic Protection
- Safety valve with check valve 1/2" connection
- CFC Free Polyurethane insulation
- ASTM 316L Stainless steel inner tank
- Temperature and Pressure Safety Relief Valve
T&P_ ASME rated Imported/USA
- 2 year product guarantee
- 10 year spare part supply guarantee



T&P Valve



Check Valve



O-ring Gasket and sleeve



Thermostat

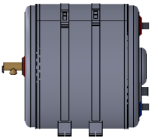
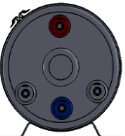
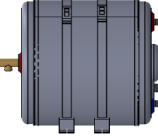
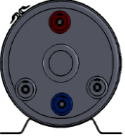
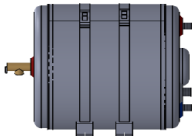
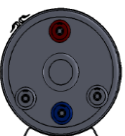

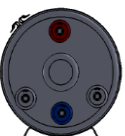

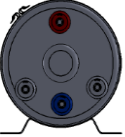


Heating Element

Optional

- 110V / 50-60Hz
- Double heat exchanger with wide exchange surface
- Mixing Valve

DTB-MP SERIES TECHNICAL SPECIFICATIONS

		TYPE	VOL. (lt)	STANDART POWER	OPTIONAL POWERS FREQUENCY	VOLTAGE/ FREQUENCY	INLET/OUTLET DIMENSIONS	INLET/OUTLET DIMENSIONS (SERPENTINE)	WORKING AND TEST PRESSURE	DIMENSIONS
		DTB-30MP	30	1200 Watt	800 Watt	220V/50 Hz. 110V Optional	DN15 (1/2")	DN15 (1/2")	600 kPa / 1200 kPa	400mm dia. 385 mm height
		DTB-40MP	40	1200 Watt	800 Watt	220V/50 Hz. 110V Optional	DN15 (1/2")	DN15 (1/2")	600 kPa / 1200 kPa	400mm dia. 525 mm height
		DTB-50MP	50	1200 Watt	800 – 1500 - 2000 Watt	220V/50 Hz. 110V Optional	DN15 (1/2")	DN15 (1/2")	600 kPa / 1200 kPa	400mm dia. 625 mm height
		DTB-60MP	60	1200 Watt	800 – 1500 - 2000 Watt	220V/50 Hz. 110V Optional	DN15 (1/2")	DN15 (1/2")	600 kPa / 1200 kPa	400mm dia. 725 mm height
		DTB-80MP	80	1200 Watt	800 – 1500 - 2000 Watt	220V/50 Hz. 110V Optional	DN15 (1/2")	DN15 (1/2")	600 kPa / 1200 kPa	400mm dia. 925 mm height



TYPE	VOL. (lt)	STANDART POWER	OPTIONAL POWERS FREQUENCY	VOLTAGE/ FREQUENCY	INLET/OUTLET DIMENSIONS	WORKING AND TEST PRESSURE	DIMENSIONS
DTB-100MP	100	2000 Watt (Monophase)	3000 Watt (Threephase)	220V/50 Hz. 380V Optional	DN20 (3/4")	600 kPa / 1200 kPa	440mm dia. 950 mm height
DTB-150MP	150	2000 Watt (Monophase)	3000 – 6000 Watt (Threephase)	220V/50 Hz. 380V Optional	DN20 (3/4")	600 kPa / 1200 kPa	580mm dia. 970 mm height
DTB-200MP	200	2000 Watt (Monophase)	3000 – 6000 Watt (Threephase)	220V/50 Hz. 380V Optional	DN20 (3/4")	600 kPa / 1200 kPa	580mm dia. 1200 mm height

- Floor Mounted, Vertical
- 100, 150, 200 liters capacity range
- ASTM 316L Quality Stainless Steel Inner Tank
- Drain Valve
- All connections are top of the tank
- Thermometer
- Temperature and Pressure Safety Relief Valve T&P_ ASME rated Imported/USA
- Tank Mounting Bracket
- (30–80) °C scaled adjustable thermostat
- 55°C factory default setting
- CFC Free Polyurethane insulation
- Mg Anode Cathodic Protection with life indicator (Anode Tester)



Anode Tester